

BLOOM



SIZE	600X1200MM / MIX BODY	600X600 / COLOR BODY
FINISHED	MIRCO GLAZE NATURALE	MIRCO GLAZE LAPPATO

ENGRAVING PROCESS


Latest 3D inkjet technology and engraving process produce an amazing surface for tiles applied. It creates a "sinking & peeling" effect for the glaze and ink by melting, providing a soft surface with refine textures in various shades.

BIANCO



BS126L10 BS126L10SAT 600x1200MM MIX BODY	BS66L10 BS66L10SAT 600x600MM COLOR BODY
--	---

ASH GREY



BS126L11 BS126L11SAT 600x1200MM MIX BODY	BS66L11 BS66L11SAT 600x600MM COLOR BODY
--	---

VANILLA



BS126L12 BS126L12SAT 600x1200MM MIX BODY	BS66L12 BS66L12SAT 600x600MM COLOR BODY
--	---

GREY



BS126L13 BS126L13SAT 600x1200MM MIX BODY	BS66L13 BS66L13SAT 600x600MM COLOR BODY
--	---



CONTEMPORARY



DEEP GREY




BS126L15 BS126L15SAT 600x1200MM MIX BODY	BS66L15 BS66L15SAT 600x600MM COLOR BODY
--	---

KHAKI



BS126L16 BS126L16SAT 600x1200MM MIX BODY	BS66L16 BS66L16SAT 600x600MM COLOR BODY
--	---

SEPIA



BS126L19 BS126L19SAT 600x1200MM MIX BODY	BS66L19 BS66L19SAT 600x600MM COLOR BODY
--	---

SECRET BLACK



BS126L17 BS126L17SAT 600x1200MM MIX BODY	BS66L17 BS66L17SAT 600x600MM COLOR BODY
--	---

EMERALD



BS126L14 BS126L14SAT 600x1200MM MIX BODY	BS66L14 BS66L14SAT 600x600MM COLOR BODY
--	---

NAVY




BS126L18 BS126L18SAT 600x1200MM MIX BODY	BS66L18 BS66L18SAT 600x600MM COLOR BODY
--	---

CORAL



BS126L08 600x1200MM COLOR BODY	BS66L08 600x600MM COLOR BODY
---	---

CHILLI



BS126L09 600x1200MM COLOR BODY	BS66L09 600x600MM COLOR BODY
---	---

BLOOM



SIZE 600X1200MM / MIX BODY
FINISHED MIRCO GLAZE NATURALE


600X600 / **COLOR BODY**
MIRCO GLAZE LAPPATO




CONTEMPORARY



BIANCO




VANILLA



ASH GREY



GREY




BLOOM



KHAKI




DEEP GREY



SEPIA




SECRET BLACK



CONTEMPORARY




EMERALD



NAVY



CORAL



CHILLI

