

## INDEX ICON

## SURFACES

## SIZES

## CATALOG GENERAL 2019



WALL TILE



FLOOR TILE



RESISTANT TO  
DETERGENTS



RESISTANT TO  
HUMIDITY



RESISTANT TO  
CHEMICALS



RESISTANT TO  
FLEXURE



RESISTANT TO  
UV RAYS



RESISTANT TO  
FREEZE-THAW



RESISTANT TO  
THERMAL SHOCK



RESISTANT TO  
SCRATCHES & ABRASION

**NAT**

NATURALE

**LEV**

LEVIGATO

**SILK**

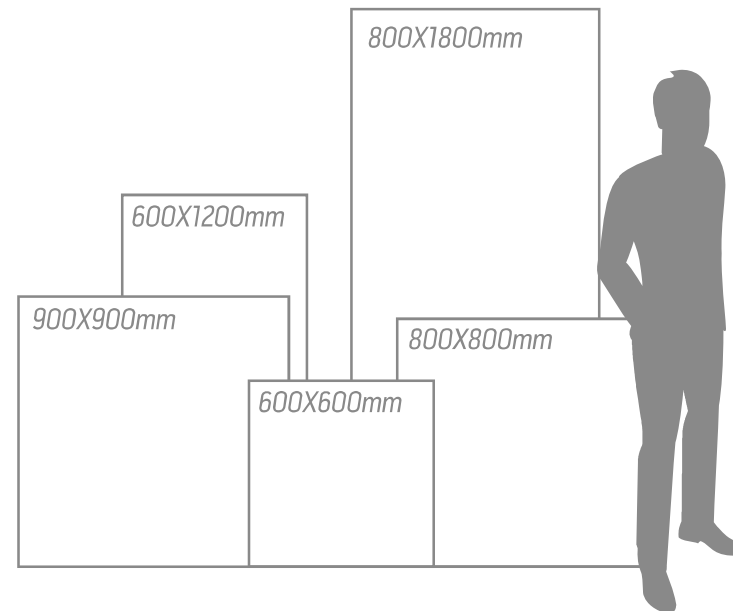
SILK

**GP**

GRIP

**SOF**

SOFT LAPPATO



SIZE INDEX

CONCRETE ROCK *Contemporary*



WHITE SAND GREY DARK GREY

600X600  
厚 9.5mm



600X600  
厚 20mm



900X900  
厚 11mm



600X1200  
厚 9mm



600X1200  
厚 10.7mm



800X1800  
厚 10mm



# CONCRETE ROCK

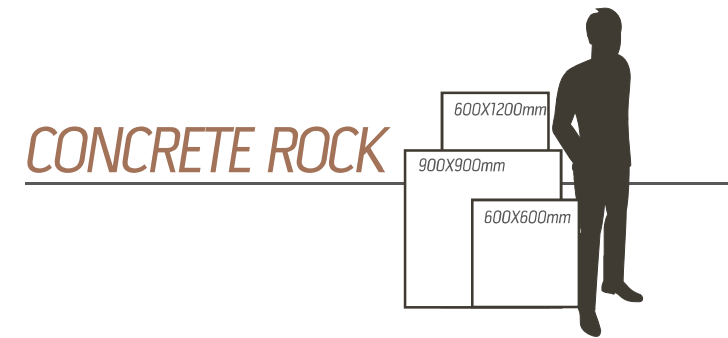


P.01 / P.02





Wall / Grey 600x1200mm Cut  
Floor / White 600x1200mm



## CONCRETE ROCK



The material of this project is inspired by contemporary industrial design. The answer to the desire to write stories through their spaces, to define them in an original way, to make them unique. It is a material that combines tradition and modernity, warm and cold, light and dark, with particular attention to brightness. Each piece has a rough and lived flavor that makes it pleasing to the eye. The addition of small pebbles further enriches the cement, giving it a richer and more harmonious look.





Wall / White 600x1200mm / White 600x1200mm Cut  
Floor / Sand 600x1200mm







# CONCRETE ROCK

Contemporary



P.09 / P.10

NAT NATURALE SOF SOFT LAPPATO GRP GRIP

# WHITE







BS99D12

900X900mm 36"x36"



BS66D12  
BS66D12GP  
BS66D12SOF  
BS66D12HGP

600X600mm 24"x24"



BS126D12  
BS126D12SOF  
BS126D12GP

600X1200mm 24"x48"



# CONCRETE ROCK

Contemporary




P.13 / P.14

NAT NATURALE SOF SOFT LAPPATO GRP GRIP

# SAND







BS99D13  
900X900mm 36"x36"

BS66D13  
BS66D13GP  
BS66D13SOF  
BS66D13HGP  
600X600mm 24"x24"

BS126D13  
BS126D13SOF  
BS126D13GP  
600X1200mm 24"x48"









**BS99D17**  
900X900mm 36"x36"



**BS66D17**  
**BS66D17GP**  
**BS66D17SOF**  
**BS66D17HEP**  
600X600mm 24"x24"



**BS126D17**  
**BS126D17SOF**  
**BS126D17GP**  
600X1200mm 24"x48"



# CONCRETE ROCK

Contemporary



NAT NATURALE SOF SOFT LAPPATO GRP GRIP

# DARK GREY INDENT ONLY

