



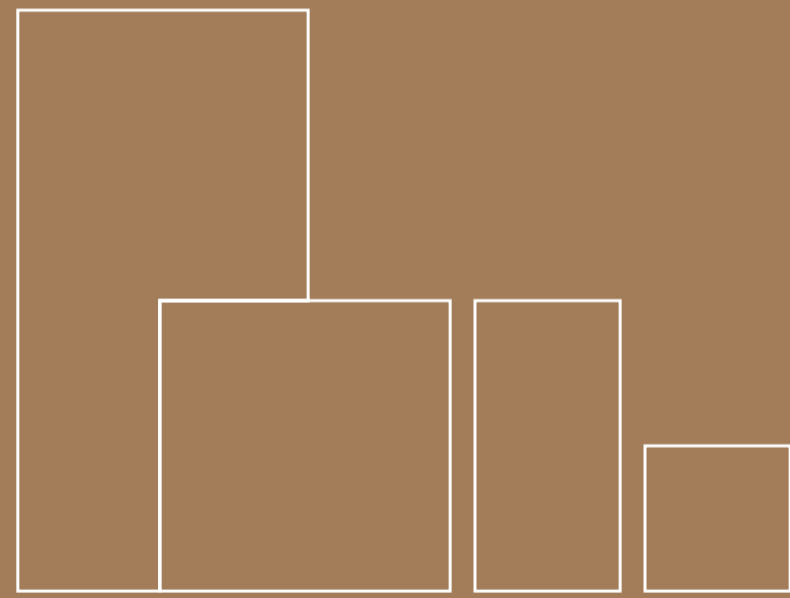


SurfaceTec® is an innovative technology, that allows the glazing system to give the tile anti-slip characteristics. This amazing technology allows you to achieve a beautiful flow-through effect with both Internal and External tiles. Therefore, eliminating Shade and size differences between indoor and outdoor tiles.

TUNDRA EXTRA


SIZES

10mm

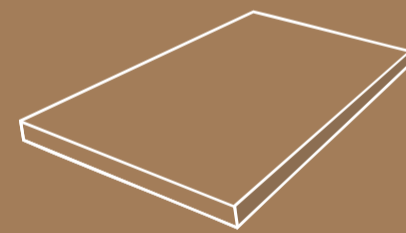


600x1200mm/600x600mm/300x600mm/300x300mm

20mm



400x600mm



400x600x20mm
PENCIL EDGE BULLNOSE

SURFACE FINISHES



SURFACETEC



EXTERNAL PAVER

WHITE

MARFIL

SILVER

GREY



WHITE

WHITE
300x600x9.5mm
600x1200x10mm





WHITE
300x300x9.5mm



WHITE
400x600x20mm



WHITE
PENCIL EDGE BULLNOSE
400x600x20mm

WHITE
600x600x9.5mm





WHITE
600x1200x10mm



MARFIL

MARFIL
300x300x9.5mm





MARFIL
300x600x9.5mm



MARFIL
400x600x20mm



WHITE
PENCIL EDGE BULLNOSE
400x600x20mm

MARFIL
600x600x9.5mm





MARFIL
600x1200x10mm



SILVER



SILVER
300x300x9.5mm



SILVER
300x600x9.5mm

SILVER
400x600x20mm





SILVER
PENCIL EDGE BULLNOSE
400x600x20mm

SILVER
600x600x9.5mm





SILVER
600x1200x10mm



GREY

GREY
300x300x9.5mm





GREY
300x600x9.5mm



GREY
400x600x20mm



WHITE
PENCIL EDGE BULLNOSE
400x600x20mm




GREY
600x600x9.5mm




GREY
600x1200x10mm

TUNDRA EXTRA


WHITE




600x1200x10mm




600x600x9.5mm



300x600x9.5mm



300x300x9.5mm



400x600x20mm



PENCIL EDGE BULLNOSE 400x600x20mm



cm.60X120 60X60 30X60 30X30
SURFACETEC



cm.40X60
EXTERNAL PAVER



TUNDRA EXTRA


MARFIL




600x1200x10mm



600x600x9.5mm



300x600x9.5mm



300x300x9.5mm



400x600x20mm



PENCIL EDGE BULLNOSE 400x600x20mm



cm.60X120 60X60 30X60 30X30
SURFACETEC



cm.40X60
EXTERNAL PAVER



Marfil: 60X120CM

TUNDRA EXTRA


SILVER




600x1200x10mm



600x600x9.5mm



300x600x9.5mm



300x300x9.5mm



400x600x20mm



PENCIL EDGE BULLNOSE 400x600x20mm


cm.60X120 60X60 30X60 30X30
SURFACETEC


cm.40X60
EXTERNAL PAVER



Silver: 60X60CM

TUNDRA EXTRA

GREY




600x1200x10mm



600x600x9.5mm



300x600x9.5mm



300x300x9.5mm



400x600x20mm



PENCIL EDGE BULLNOSE 400x600x20mm



cm.60X120 60X60 30X60 30X30
SURFACETEC



cm.40X60
EXTERNAL PAVER



Grey: 60X120CM

TECH DATA

Number	Test Items	Technical Requirements	Test Results	Determinant	
1	(Water absorption)(%)	(Average) :E≤ 0.5 (individual) :E≤ 0.6 n=5,Ac=0,Re=2	(Average) : 0.03 (Individual maximum) : 0.04 d=0	(Pass)	
2	(Breaking strength)(N)	(Thickness)≥7.5mm, ≥1300 (Thickness)<7.5mm, ≥700 n=7,Ac=0,Re=2	2cm	10850 d=0	(Pass)
			1cm	(Average) : 2508 d=0	
3	(Modulus of rupture)(MPa)	(Average) : ≥35 (individual) : ≥32 n=7,Ac=0,Re=2	2cm	(Average) : 45 (Individual minimum)0 : 44 d=0	-----
			1cm	(Average) : 43 (Individual minimum)0 : 41 d=0	(Pass)
4	(Abrasion resistance)	(Report abrasion class and cycles passed)	2cm	4 Class(2100 cycles)	
			1cm	3 Class(1500 cycles)	
5	(Thermal shock resistance)	(No crack or carzing after test) n=5,Ac=0,Re=2	(Average) : 2508 d=0 No crack or carzing d=0	(Pass)	
6	(Crazing resistance)	(No carzing on glazed surface after test) n=5,Ac=0,Re=2	(No carzing) d=0	(Pass)	
7	(Frost resistance)	(No carzing or peeling after test) n=10,Ac=0,Re=1	(No carzing or peeling) d=0	(Pass)	
8	(Coefficient of static friction)	(individual)≥0.50 n=3,Ac=0,Re=1	(Dry the minimum) : 0.90 d=0	(Pass)	
9	(Moisture expansion)(mm/m)	(Report the result of test)	0.06		
10	(Impact resistance)	(Report average impact resistance after test)	0.83		
11	(Resistance to staining)	(Minimum 3 class) n=5,Ac=0,Re=2	(5 Class) d=0	(Pass)	
12	(Resistance to chemicals)(class)	(Low concentration acids & alkalis)	GLA, GLB, GLC	GLA	
		(High concentration acids & alkalis)	GHA, GHB, GHC	GHA	
		(Household chemicals and swimming pool salts)	(Minimum)GB n=5,Ac=0,Re=2	GA d=0	(Pass)
13	(Lead and cadmium release)(mg/dm ³)	(Report the result of test)	(Lead release) : 0.033 (Cadmium release) : 0.002		
14	(Content of resolvable pb)(mg/kg)	≤20	4.4		
15	(Content of resolvable Cd)(mg/kg)	≤5	0.1		

PACKAGING INFORMATION

SERIES	SIZE	PCS/BOX	M ² /BOX	KG/BOX
Tundra extra	300*300*9.5mm	11	0.99	22
	300*600*9.5mm	8	1.44	31.5
	600*600*9.5mm	4	1.44	31.5
	600*1200*10mm	2	1.44	34
	400*600*20mm	2	0.48	22.5